



Smoking & Tobacco Use

Options

- > [Home](#)
- > [Reports by Topic](#)
- > [Detailed Report](#)
- > [State Comparison Report](#)
- > [Trend Report](#)
- > [Highlights Report](#)
- > [Interactive Maps](#)
- > [Help](#)
- > [About STATE](#)
- > [Getting Started](#)
- > [Toolkit](#)
- > [Report Guide](#)
- > [Glossary](#)
- > [Methodology](#)
- > [Latest Updates](#)
- > [Data Sources & Related Links](#)
- > [Publications](#)
- > [Contact Us](#)
- > [Return to Smoking & Tobacco Use](#)

Open the STATE Toolkit



Access new materials to quickly learn about important STATE System features and tell others about this data resource.

File Formats Help:

[How do I view different file formats \(PDF, Excel\) on this site?](#)

[Disclaimer on nonfederal Web sites](#)

State Tobacco Activities Tracking and Evaluation (STATE) System

Highlights Report

To view data, make a selection for the Location and click the Generate Report button.

*Required

Location*

Tobacco Control Highlights Arizona

[Download Highlights Report](#)

On this Page

- [Health Consequences and Costs](#)
- [Environment](#)
- [Cessation Coverage](#)
- [Fun](#)
- [Behaviors](#)
- [Legislation](#)
- [Economics](#)
- [Quit](#)

Health Consequences and Costs

[Download Highlights Report - Health Consequences](#)

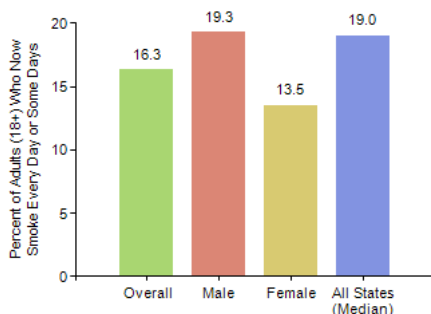
Smoking - Attributable Mortality (SAM), 2000-2004			Smoking - Attributable Productivity Losses, 2000-2004		Smoking - Attributable Expenditures, 2004	
 	SAM* Total	SAM † Rate	 	Productivity Losses* (\$)	Type of Expense	
Overall:	6,861	247.4	Overall:	1,652,074,000	Overall:	
Male:	4,091	337.6	Male:	1,087,682,000	Ambulatory Care:	
Female:	2,770	176.7	Female:	564,392,000	Hospital Care:	
Note: *Average annual total among adults aged 35 years and older. It does not include burn or secondhand smoke deaths.			Note: *Average annual total among adults aged 35 years and older. It does not include burn or secondhand smoke deaths.		Nursing Home Care:	
†Age-adjusted rate expressed per 100,000 population.					Prescription Drugs:	
					Other*†:	
					Note: *Excess personal health care expenditures attr for which cigarette smoking is a primary risk factor, ar 18 years and older. †Home health services and durat equipment expenditures.	

Source: [Smoking Attributable Mortality, Morbidity, and Economic Costs \(SAMMEC\) online application](#)

Behaviors

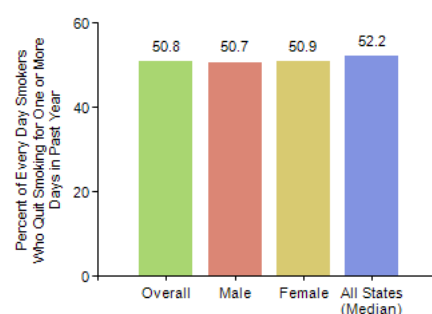
[Download Highlights Report](#)

Cigarette Use (Adults), 2013



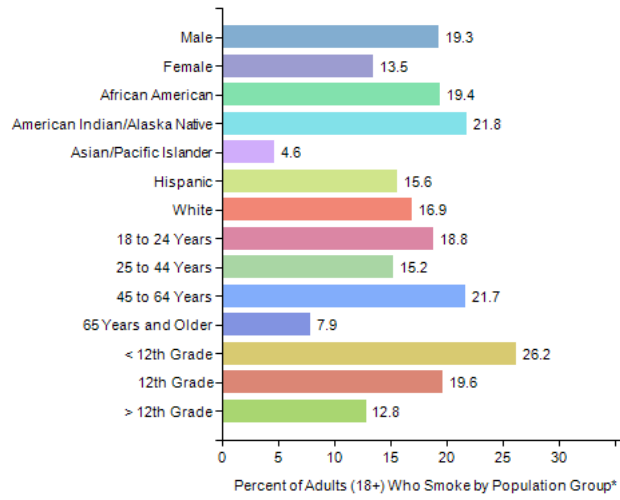
Source: [Behavioral Risk Factor Surveillance System \(BRFSS\)](#)

Cessation (Adults), 2013



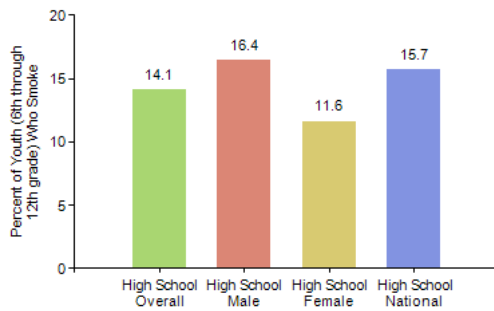
Source: [Behavioral Risk Factor Surveillance System \(BRFSS\)](#)

Current Smoking (Adults), 2013



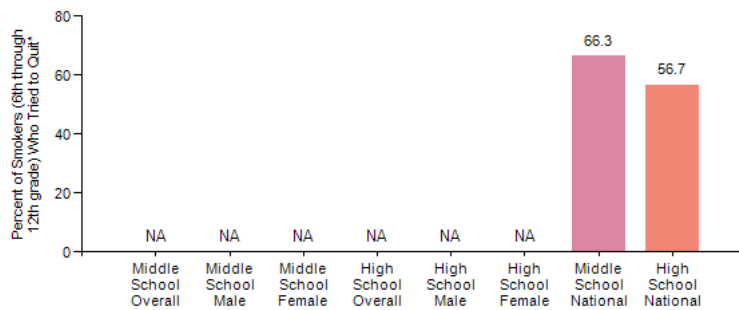
Note: * Estimates for education are based on adults aged 20 years and older. Estimates for racial/ethnic groups are based on combined 2012 and 2013 data.
 Source: Behavioral Risk Factor Surveillance System (BRFSS)

Smoking Prevalence (Youth), 2013



Source: State data from Youth Risk Behavior Surveillance System (YRBSS), 2013; National data from National Youth Risk Behavior Survey (NYRBS), 2013

Cessation (Youth), 2013

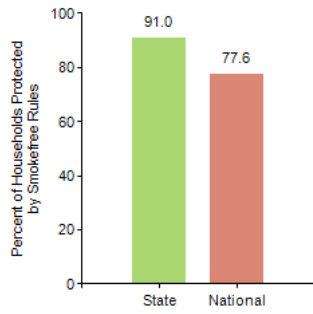


Note: *Percent of Smokers who quit cigarettes for one or more days during the past year.
 Source: State data from Youth Tobacco Survey (YTS), 2013; National data from National Youth Tobacco Survey (NYTS), 2011

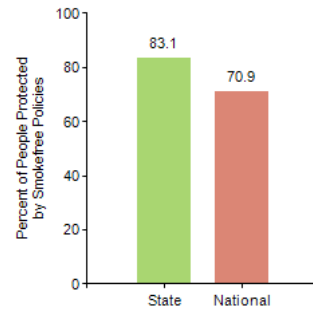
Environment

 [Download Highlights Report - En](#)

Smokefree Policies in Homes, 2010-2011



Smokefree Policies in Indoor Worksites, 2010-2011



Note: The above estimate is a percentage of households with smokefree rules. The estimate is based on agreement of self-respondents aged 15 years and older within each household.

Source: [Tobacco Use Supplement to the Current Population Survey \(TUS-CPS\)](#)

Note: The above estimate is a percentage of people aged 15 years and older, who work in indoor worksites with smokefree policies.

Source: [Tobacco Use Supplement to the Current Population Survey \(TUS-CPS\)](#)

Cessation Coverage

 [Download Highlights Report - Cessation](#)

Medicaid Coverage of Cessation Treatments and Barriers to Treatments, 2014, 3rd Quarter

Medicaid Coverage of Cessation Treatments			
	Fee-For-Service Plans	Managed Care Plans	Summary
Comprehensive Medicaid Coverage of Treatments:	No	No	No
Counseling[†]			
Individual Counseling:	Pregnant Women	Pregnant Women	No
Group Counseling:	No	No	No
Medications			
Nicotine Patch:	Yes	Yes	Yes
Nicotine Gum:	Yes	Yes	Yes
Nicotine Lozenge:	Yes	Yes	Yes
Nicotine Nasal Spray:	Yes	Yes	Yes
Nicotine Inhaler:	Yes	Yes	Yes
Bupropion (Zyban®):	Yes	Yes	Yes
Varenicline (Chantix®):	Yes	Yes	Yes

Barriers to Treatments			
	Fee-For-Service Plans	Managed Care Plans	Summary
Barriers to Treatments:	Yes	Yes	Yes
Co-Payments Required:	No	No	No
Prior Authorization Required:	No	No	No
Counseling Required for Medications:	No	No	No
Stepped Care Therapy Required:	No	No	No
Limits on Duration:	Yes	Yes	Yes
Annual Limits:	Yes	Yes	Yes
Lifetime Limits:	No	No	No
Other:	No	No	No

[†] Telephone counseling is available through the state quitline.

Note: Section 2502 of the Patient Protection and Affordable Care Act requires all state Medicaid programs to cover all FDA-approved tobacco cessation medications as of January 1, 2014. However, currently in the process of modifying their coverage to come into compliance with this requirement. Data in the STATE System on Medicaid coverage of tobacco cessation medications reflect coverage that is found in documentable sources, and may not yet reflect medications covered under this requirement.

Source: [American Lung Association State Tobacco Cessation Coverage Database](#)

Legislation

 [Download Highlights Report - L](#)

Legislation – Smokefree Indoor Air, 2014, 3rd Quarter

	Indoor Air Restrictions on Smoking				Penal To Business
	Banned (100% Smokefree)	Separated Ventilated Areas	Designated Areas	None	
Government Worksites	✓				✓
Private Worksites	✓				✓
Restaurants	✓				✓
Commercial Day Care Centers	✓				✓
Home-based Day Care Centers	✓				✓

Source: [Office on Smoking and Health \(OSH\)](#)

Legislation – Excise Tax 2014, 3rd Quarter

Cigarette Tax Per Pack	\$2.000
Smokeless Tobacco	
Smokeless Tax	Yes
Percent Value	No Provision
Type of Tax	Per Ounce
Chewing Tobacco Tax (\$)	0.2225
Snuff Tax (\$)	0.2225

Source: [Office on Smoking and Health \(OSH\)](#)

Legislation – Licensure, 2014, 3rd Quarter

Over-the-Counter		Vending Machine
License Required	No Provision	License Required
Includes Cigarettes	No Provision	Includes Cigarettes
Includes Chewing Tobacco	No Provision	Includes Chewing Tobacco

Source: [Office on Smoking and Health \(OSH\)](#)

Legislation – Advertising 2014, 3rd Quarter

Any Restrictions	Yes
Banned on State Property	No Provision
Banned on Public Transportation	No Provision
Any Restrictions on Tobacco Billboards	No Provision
Banning of Tobacco Billboards	No Provision

Source: [Office on Smoking and Health \(OSH\)](#)

Legislation – Youth Access, 2014, 3rd Quarter

Cigarette Sales		Cigarette Vending Mac
Minimum Age	Yes	Restriction on Access
Minimum Age (Years)	18	Banned from Location
Purchase Prohibited	Yes	Limited Placement
Possession Prohibited	Yes	Locking Device
Use Prohibited	No Provision	Supervision

Source: [Office on Smoking and Health \(OSH\)](#)

Legislation – Preemption, 2014, 3rd Quarter

Any Preemption: No

Preemption on Smokefree Indoor Air		Preemption on Advertising		Preemption on Youth Ac	
Bars	No	Promotion	No Provision	Sales to Youth	No
Government Worksites	No	Display	No Provision	Distribution	No
Private Worksites	No	Sampling	No Provision	Vending Machines	No
Restaurants	No	Other	No Provision		

Source: [Office on Smoking and Health \(OSH\)](#)

Economics

 [Download Highlights Report - E](#)

State Revenue from Tobacco Sales and Settlement

Tobacco Settlement Revenue (\$): 2014	\$100,482,950.7
Gross Cigarette Tax Revenue (\$): 2013	\$316,111,769
Cigarette Tax Per Pack, 2014–3 Quarter	\$2.000
Cigarette Consumption (Pack Sales Per Capita), 2013	24.40

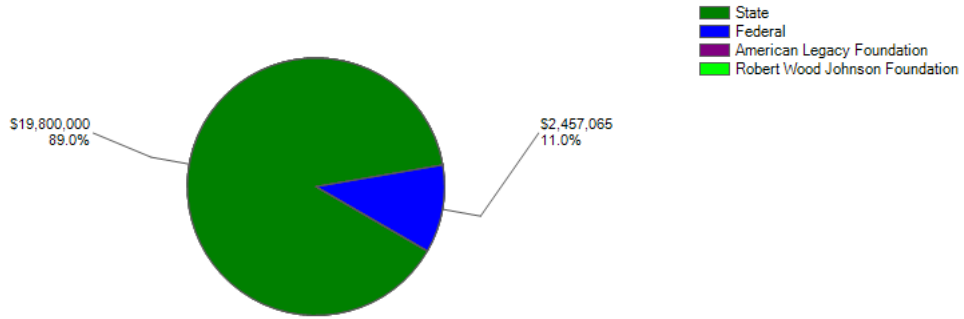
Source: Settlement Revenue from [National Association of Attorneys General \(NAAG\)](#); Cigarette Tax from [Office on Smoking and Health \(OSH\)](#); Others from [Orzechowski and Walker \(OW\)](#)

Funding

 [Download Highlights Report](#)

Investment in Tobacco Control

Appropriations/Grants, 2011



Total Amount and Total Per Capita	
	Amount (\$)
Total Amount:	22,257,065.00
Total Per Capita:	3.43

Total Amount by Source			
Source	Amount (\$)	Percentage of Total Amount (%)	Funding Cycle
State:	19,800,000.00	89.0	07/10-06/11 †
Federal:	2,457,065.00	11.0	04/10-03/11 ‡
American Legacy Foundation:	0.00	0.0	07/10-06/11
Robert Wood Johnson Foundation:	0.00	0.0	07/10-06/11
Total:	22,257,065.00	100.0	

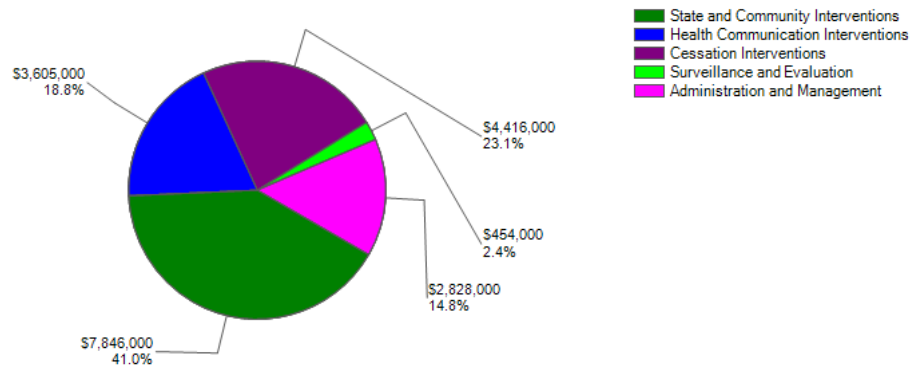
Note: The data are not adjusted for inflation.

† For state appropriations, the state funding cycle reported is the state's fiscal year for data from 2000 - 2011. For years prior to 2000, state funding data were tracked for a funding cycle set at for all 50 states and DC.

‡ For federal appropriations, the funding cycle reported is the funding cycle for the OSH NTCP grant.

Source: [Bridging the Gap/ImpacTeen Project, University of Illinois at Chicago Health Policy Center \(UIC\)](#)

Expenditures, 2011



Expenditures as a Percentage of 2007 CDC Recommended Level	
Total Amount (\$):	19,149,000.00
Total Per Capita (\$):	2.99
2007 CDC Best Practices Recommended Annual Investment (\$):	68,100,000.00
Total Expenditures as a Percentage of 2007 CDC Recommended Level (%):	28.1

Expenditures by 2007 CDC Best Practices Program Components		
Program Components	Amount (\$)	Percentage of Total Amount
State and Community Interventions:	7,846,000.00	41.0
Health Communication Interventions:	3,605,000.00	18.8
Cessation Interventions:	4,416,000.00	23.1
All Interventions Subtotal:	15,867,000.00	82.9
Surveillance and Evaluation:	454,000.00	2.4
Administration and Management:	2,828,000.00	14.8
Total:	19,149,000.00	100.0

Note: The data are not adjusted for inflation.

Source: [Bridging the Gap/ImpacTeen Project, University of Illinois at Chicago Health Policy Center \(UIC\)](#)

Quitline

 [Download Highlights Report](#)

General Information

Quitline Name: Arizona Smokers' Helpline **Phone Numbers:** 520-320-6821

Services Available - Hours of Operation and Available Languages

Hours of Operation — Live Pick Up Calls						
Quarter	Monday	Tuesday	Wednesday	Thursday	Friday	Saturday
2014-Q1	7:00 AM - 8:00 PM MST	7:00 AM - 8:00 PM MST	7:00 AM - 8:00 PM MST	7:00 AM - 8:00 PM MST	7:00 AM - 8:00 PM MST	10:00 AM - 4:00 PM MST
2013-Q4	7:00 AM - 8:00 PM MST	7:00 AM - 8:00 PM MST	7:00 AM - 8:00 PM MST	7:00 AM - 8:00 PM MST	7:00 AM - 6:00 PM MST	10:00 AM - 4:00 PM MST
2013-Q3	7:00 AM - 8:00 PM MST	7:00 AM - 8:00 PM MST	7:00 AM - 8:00 PM MST	7:00 AM - 8:00 PM MST	7:00 AM - 6:00 PM MST	10:00 AM - 4:00 PM MST
2013-Q2	7:00 AM - 8:00 PM MST	7:00 AM - 8:00 PM MST	7:00 AM - 8:00 PM MST	7:00 AM - 8:00 PM MST	7:00 AM - 6:00 PM MST	10:00 AM - 4:00 PM MST
2013-Q1	7:00 AM - 8:00 PM MST	7:00 AM - 8:00 PM MST	7:00 AM - 8:00 PM MST	7:00 AM - 8:00 PM MST	7:00 AM - 6:00 PM MST	10:00 AM - 4:00 PM MST
2012-Q4	7:00 AM - 8:00 PM MST	7:00 AM - 8:00 PM MST	7:00 AM - 8:00 PM MST	7:00 AM - 8:00 PM MST	7:00 AM - 6:00 PM MST	10:00 AM - 4:00 PM MST
2012-Q3	7:00 AM - 8:00 PM MST	7:00 AM - 8:00 PM MST	7:00 AM - 8:00 PM MST	7:00 AM - 8:00 PM MST	7:00 AM - 6:00 PM MST	10:00 AM - 4:00 PM MST
2012-Q2	7:00 AM - 8:00 PM MST	7:00 AM - 8:00 PM MST	7:00 AM - 8:00 PM MST	7:00 AM - 8:00 PM MST	7:00 AM - 8:00 PM MST	10:00 AM - 4:00 PM MST

Hours of Operation — Counseling Available						
Quarter	Monday	Tuesday	Wednesday	Thursday	Friday	Saturday
2014-Q1	7:00 AM - 8:00 PM MST	7:00 AM - 8:00 PM MST	7:00 AM - 8:00 PM MST	7:00 AM - 8:00 PM MST	7:00 AM - 8:00 PM MST	Closed
2013-Q4	7:00 AM - 8:00 PM MST	7:00 AM - 8:00 PM MST	7:00 AM - 8:00 PM MST	7:00 AM - 8:00 PM MST	7:00 AM - 6:00 PM MST	Closed
2013-Q3	7:00 AM - 8:00 PM MST	7:00 AM - 8:00 PM MST	7:00 AM - 8:00 PM MST	7:00 AM - 8:00 PM MST	7:00 AM - 6:00 PM MST	Closed
2013-Q2	7:00 AM - 8:00 PM MST	7:00 AM - 8:00 PM MST	7:00 AM - 8:00 PM MST	7:00 AM - 8:00 PM MST	7:00 AM - 6:00 PM MST	Closed
2013-Q1	7:00 AM - 8:00 PM MST	7:00 AM - 8:00 PM MST	7:00 AM - 8:00 PM MST	7:00 AM - 8:00 PM MST	7:00 AM - 6:00 PM MST	Closed
2012-Q4	7:00 AM - 8:00 PM MST	7:00 AM - 8:00 PM MST	7:00 AM - 8:00 PM MST	7:00 AM - 8:00 PM MST	7:00 AM - 6:00 PM MST	Closed
2012-Q3	7:00 AM - 8:00 PM MST	7:00 AM - 8:00 PM MST	7:00 AM - 8:00 PM MST	7:00 AM - 8:00 PM MST	7:00 AM - 6:00 PM MST	Closed
2012-Q2	7:00 AM - 8:00 PM MST	7:00 AM - 8:00 PM MST	7:00 AM - 8:00 PM MST	7:00 AM - 8:00 PM MST	7:00 AM - 8:00 PM MST	Closed

Source: [National Quitline Data Warehouse, Office on Smoking and Health \(NQDW OSH\)](#)

Language	Available Languages						
	2012-Q2	2012-Q3	2012-Q4	2013-Q1	2013-Q2	2013-Q3	2013-Q4
English	✓	✓	✓	✓	✓	✓	✓
Spanish	✓	✓	✓	✓	✓	✓	✓
French							
Cantonese							
Mandarin							
Korean							
Vietnamese							
Russian							
Greek							
Amharic (Ethiopian)							
Punjabi							
Deaf and Hard of Hearing (TTY)							
Deaf and Hard of Hearing with Video Relay							

Source: [National Quitline Data Warehouse, Office on Smoking and Health \(NQDW OSH\)](#)

Services Available - Counseling

Counseling Available to Everyone†						
2012-Q2	2012-Q3	2012-Q4	2013-Q1	2013-Q2	2013-Q3	2013-Q4
✓	✓	✓	✓	✓	✓	✓

† Eligibility criteria do not include Resident of State, Age, and Readiness to Quit.

Source: [National Quiltline Data Warehouse, Office on Smoking and Health \(NQDW OSH\)](#)

Number of Counseling Sessions Offered to All Eligible Callers						
2012-Q2	2012-Q3	2012-Q4	2013-Q1	2013-Q2	2013-Q3	2013-Q4
NA	NA	NA	NA	NA	NA	NA

Source: [National Quiltline Data Warehouse, Office on Smoking and Health \(NQDW OSH\)](#)

Services Available - Medications

Free Medications†							
Medication	2012-Q2	2012-Q3	2012-Q4	2013-Q1	2013-Q2	2013-Q3	2013-Q4
Nicotine Patch	✓	✓	✓	✓	✓	✓	✓
Nicotine Gum	✓	✓	✓	✓	✓	✓	✓
Nicotine Lozenge	✓	✓	✓	✓	✓	✓	✓
Nicotine Nasal Spray							
Nicotine Inhaler							
Bupropion (Zyban®)							
Varenicline (Chantix®)							

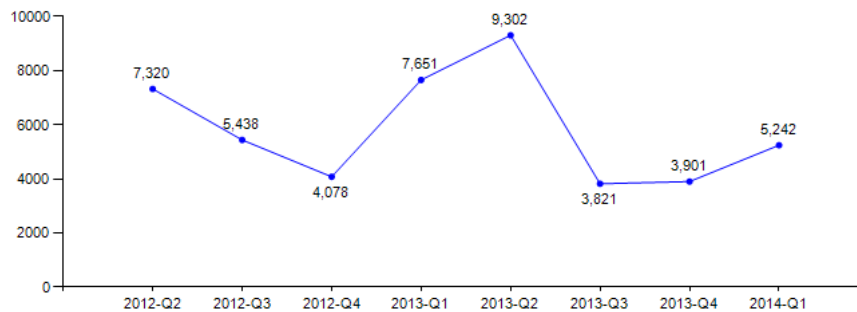
✓ Free Medication Offered - No Requirements ✓ Free Medication Offered - With Requirements

† Eligibility criteria do not include Resident of State, Age, and Readiness to Quit.

Source: [National Quiltline Data Warehouse, Office on Smoking and Health \(NQDW OSH\)](#)

Service Utilization - Call Volume

Total Incoming Calls

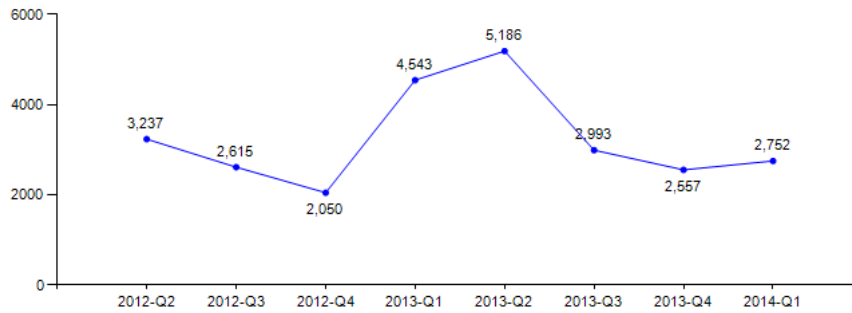


Total Incoming Calls									
2012-Q2	2012-Q3	2012-Q4	2012-Total	2013-Q1	2013-Q2	2013-Q3	2013-Q4	2013-Total	2014-Q1
7,320	5,438	4,078	16,836	7,651	9,302	3,821	3,901	24,675	5,242

Source: [National Quiltline Data Warehouse, Office on Smoking and Health \(NQDW OSH\)](#)

Service Utilization - Services Received

Total Callers Who Received Counseling and/or Medications †



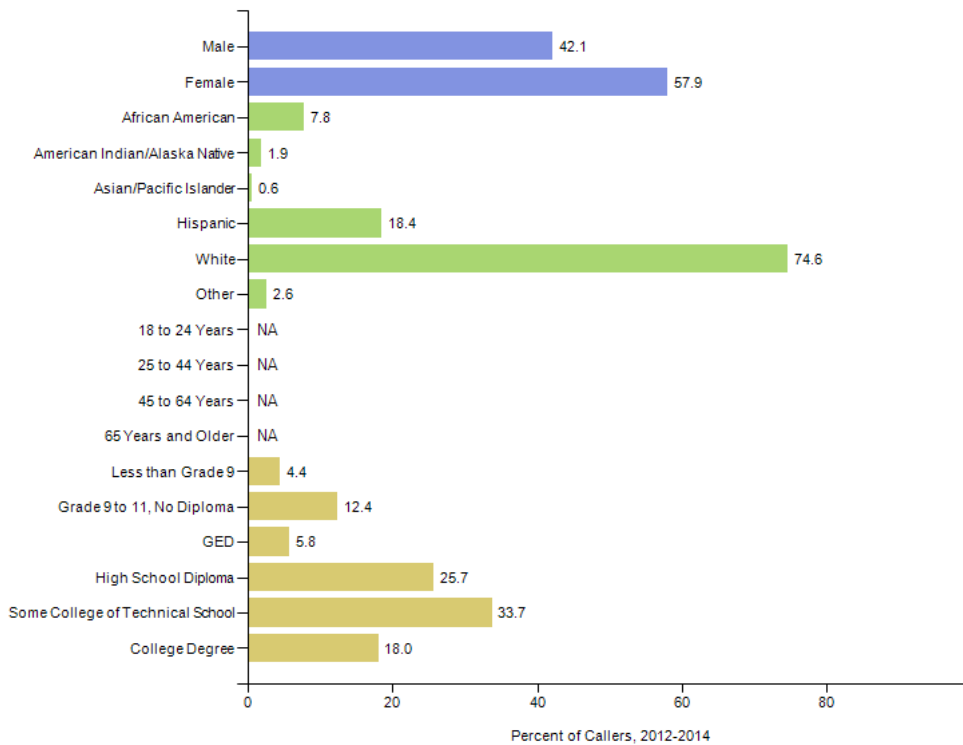
Total Callers Who Received Counseling and/or Medications†									
2012-Q2	2012-Q3	2012-Q4	2012-Total	2013-Q1	2013-Q2	2013-Q3	2013-Q4	2013-Total	2014-Q1
3,237	2,615	2,050	7,902	4,543	5,186	2,993	2,557	15,279	2,752

† Only includes callers who called for themselves.

Source: [National Quitline Data Warehouse, Office on Smoking and Health \(NQDW OSH\)](#)

Service Utilization - Caller Characteristics

Characteristics of Callers † ‡, 2012-2014



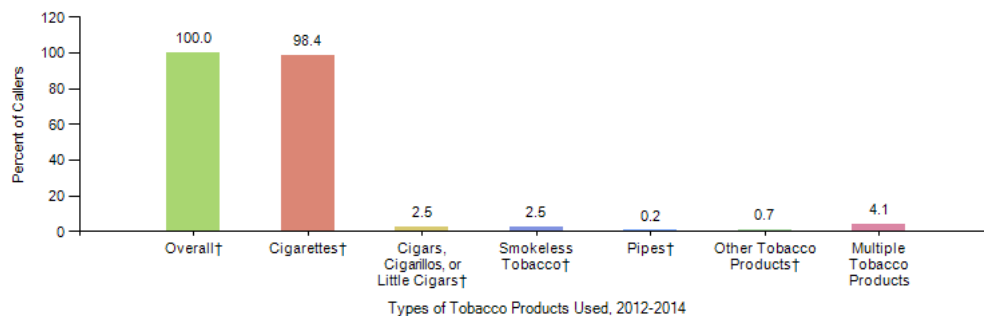
† Only includes callers who called for themselves. Missing values have been excluded.

‡ Percentages for race/ethnicity may sum to more than 100% because some callers select more than one race/ethnicity.

Source: [National Quitline Data Warehouse, Office on Smoking and Health \(NQDW OSH\)](#)

Service Utilization - Types of Tobacco Products Used

Types of Tobacco Products Used, 2012-2014



† Only includes callers who called for themselves. Percentages may sum to more than 100% because some callers select more than one tobacco product. The percentage of callers who report more than one tobacco product is indicated by Multiple Tobacco Products.

Source: [National Quitline Data Warehouse, Office on Smoking and Health \(NQDW OSH\)](#)

Note: Throughout this report NA indicates that the data are not available or are not shown because sample size is < 50.

[Home](#) | [Policies and Regulations](#) | [Disclaimer](#) | [e-Government](#) | [FOIA](#) | [Contact Us](#)

SAFER • HEALTHIER • PEOPLE™
Centers for Disease Control and Prevention
1600 Clifton Rd. Atlanta, GA 30333, USA
800-CDC-INFO (800-232-4636) TTY: (888) 232-6348, 24 Hours/Every Day - [Contact CDC-INFO](#)



[Department of Health and Human Services](#)